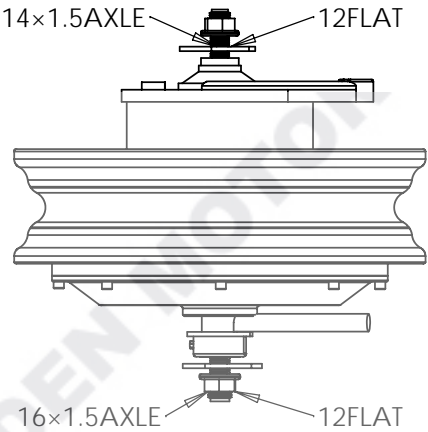

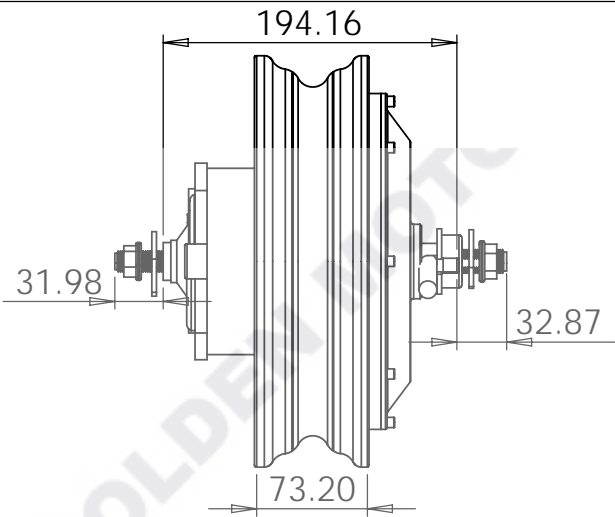


MOTOR	Motor Type:	VDC, Brushless
	Max. Efficiency Voltage:	
	Continuous Duty Watts:	
	Continuous Duty Amps:	
	Motor Leads:	



NOTE:
 1.ALL DIMENSIONS NOT SHOWN ARE THAT THE MANUFACTURES DISCRETION.
 2.ANY CHANGES MADE IN MATERIAL OR DIMENSIONS MUST BE APPROVED BY GOLDENMOTOR.

REL#:	BY: TOM	DATE: 24/10/08
USED ON: ELECTRIC BICYCLE		
SCALE: NONE	GOLDEN MOTOR	DRWN BY: TOM
SHEET: 1 OF 1		CHKD BY: TOM
TITLE: PW-16C		
MATRL:	PART NO.:	